

Bulletin No. TB-12-002
Issue/Revision: 1
Prepared By: Chris Martin
Approved By: Tim Moore

Issue Date: 09/03/12
No. of Pages: 2
Signature/Date: *Chris Martin 09 March 2012*
Signature/Date: *Tim Moore 9 March 2012*

Subject: WSM 6 – Connector Label

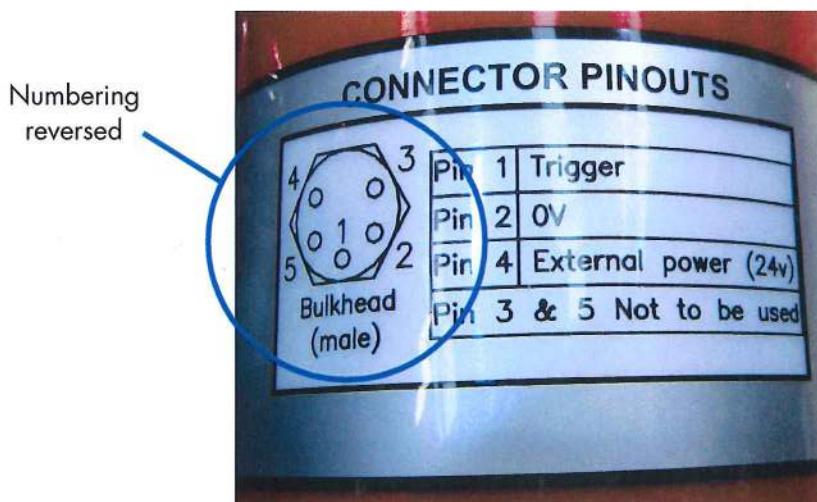
Applies to the following products with serial numbers prior to 278736

MF Directional WSM6 8270-0001 (5W Male)
 8270-0003 (5W Male)
 8270-0011 (5 W Female)

MF Omni WSM6 8271-0001 (5W Male)
 8271-0002 (5W Male)
 8271-0003 (5W Male)
 8271-0007 (5W Male)

The pin numbering diagrams on the WSM6 label for the 5-way male and female bulkhead connectors have been reversed. The wiring table is correct, as is the information and illustration in the Product Manual.

WSM6 products fitted with 8-way connectors are unaffected by this issue.



Bulletin No.

TB-12-002

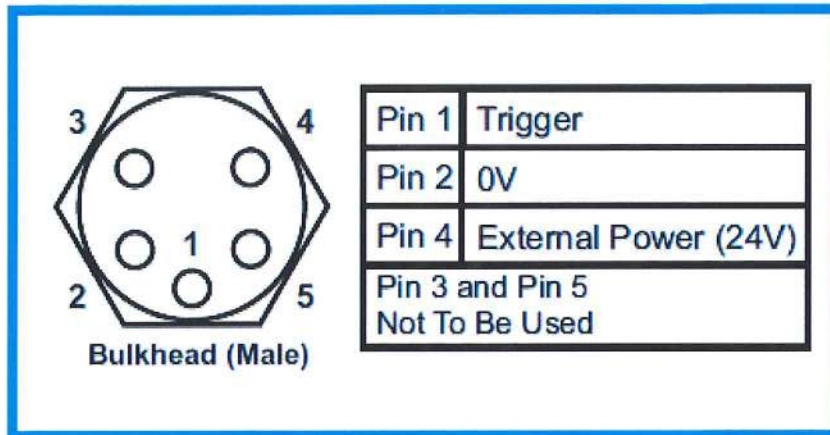
Issue Date: 09/03/12

Page 2 of 2

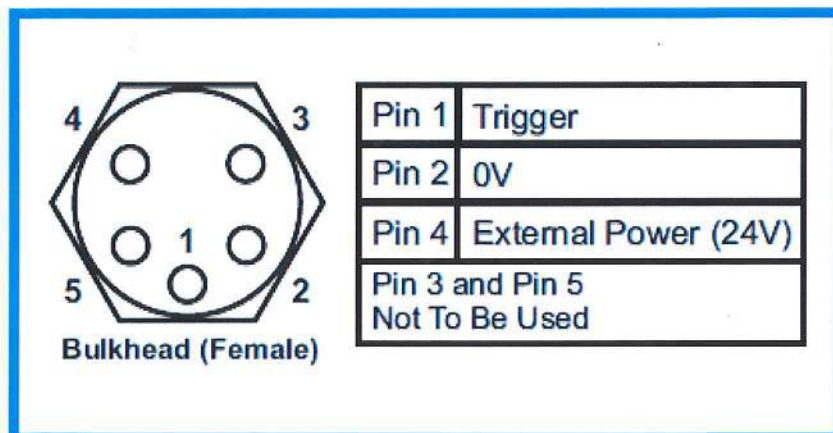
Issue/Revision:

1

The labels should look as follows:



5W Male Connector



5W Female Connector

You will not automatically receive a replacement connector label; if you have a requirement, or any questions, please do not hesitate to contact us through your regional Sonardyne office or through the Customer Support helpline on:

Email – support@sonardyne.com

Telephone - +44 (0) 1252 877600

The updated label should be stuck over the top of the existing connector diagram; it is a waterproof self-adhesive label. The existing label should be cleaned and degreased in the relevant area using a suitable product. The backing paper on the supplied replacement label should be carefully peeled back, and the label itself stuck over the existing connector illustration.

END.

Sonardyne International Limited T. +44 (0) 1252 872288
Blackbushe Business Park F. +44 (0) 1252 876100
Yateley, Hampshire www.sonardyne.com
GU46 6GD United Kingdom

Emergency Helpline
T. +44 (0) 1252 877600
support@sonardyne.com

**COMPANY WITH
QUALITY SYSTEM
CERTIFIED BY DNV
= ISO 9001:2008 =**